

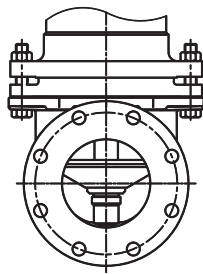
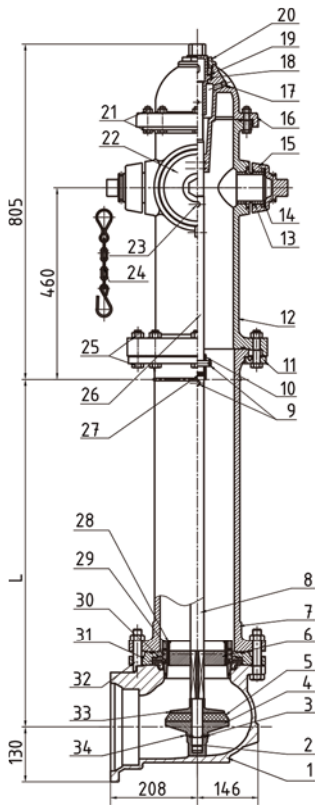
HHY

series

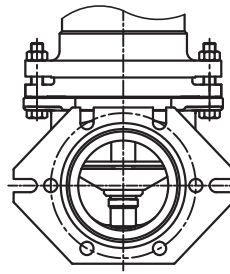


Dry Barrel Fire Hydrant

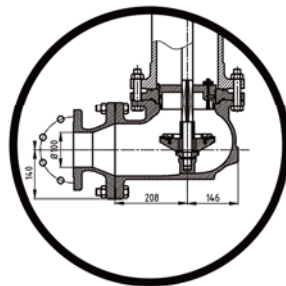
- Working Pressure: 250 PSI
- Connection:
Mechanical Type (ANSI/AWWA C153/A21.536)
Flanged Type (ASME B16.5 CLASS 150/DIN 2501 PN16)
2 x 2½" NH thread connectors for soft hose connection.
1 x 4½" NH thread pumper connection for fire trucks.
- Dry barrel design eliminates damage to the hydrant caused by freezing of the upper part.
- Main valve is easily removed from either the ground line flange.



HHY-250FF



HHY-250MJ



ITEM	PARTS	MATERIAL
1	BODY	DUCTILE IRON
2	SEAT	ASTM-C95400
3	HOSE NOZZLE	BRONZE
4	OPERATING NUT	BRONZE
5	PUMP NOZZLE	BRONZE
6	BONNET	DUCTILE IRON
7	STEM	CARBON STEEL

SIZES		DIMENSIONS (MM)					
Inch	mm	WAY	PUMPER OUTLET	HOSE OUTLET	BURIED DEPTH	WORKING PRESSURE	WEIGHT
4" / 6"	DN 100 / 150	3	4½" NH thread	2 x 2½" NH thread	1063	250 PSI	176 KG
4" / 6"	DN 100 / 150	3	4½" NH thread	2 x 2½" NH thread	1215	250 PSI	183 KG
4" / 6"	DN 100 / 150	3	4½" NH thread	2 x 2½" NH thread	1368	250 PSI	201 KG
4" / 6"	DN 100 / 150	3	4½" NH thread	2 x 2½" NH thread	1520	250 PSI	203 KG
4" / 6"	DN 100 / 150	3	4½" NH thread	2 x 2½" NH thread	1673	250 PSI	210 KG
4" / 6"	DN 100 / 150	3	4½" NH thread	2 x 2½" NH thread	1825	250 PSI	218 KG
4" / 6"	DN 100 / 150	3	4½" NH thread	2 x 2½" NH thread	1978	250 PSI	226 KG
4" / 6"	DN 100 / 150	3	4½" NH thread	2 x 2½" NH thread	2130	250 PSI	235 KG